
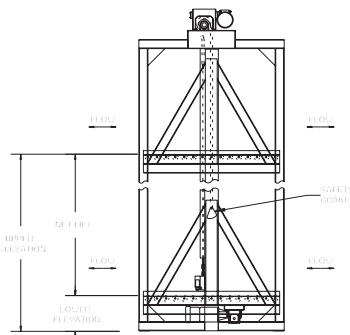


MODEL RVC / CVC VERTICAL CONVEYORS



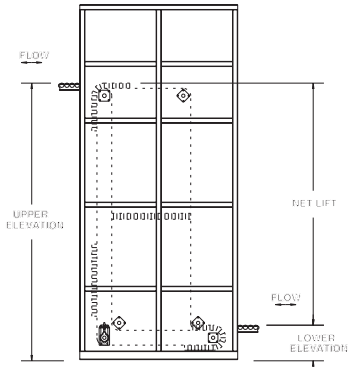
**MODEL RVC
C-FLOW**

RVC SIDE VIEW




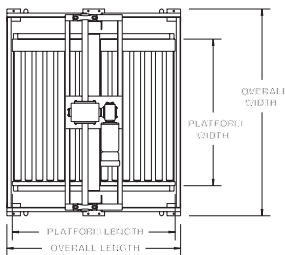
**MODEL CVC
Z-FLOW**

CVC-Z SIDE VIEW



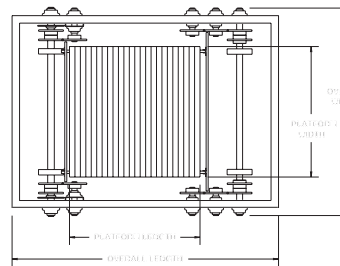
Model RVC above shown with optional blue powder paint.

RVC TOP VIEW



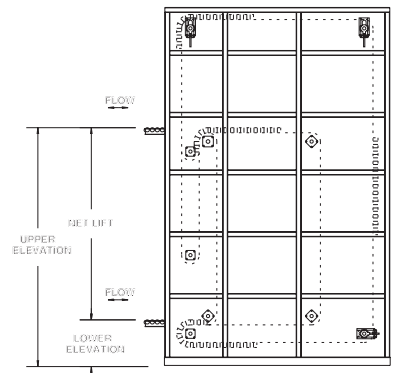
**MODEL RVC
Z-FLOW**

CVC TOP VIEW



**MODEL CVC
C-FLOW**

CVC-C SIDE VIEW



RVC SPECIFICATIONS

- CAPACITY:** Up to 3000 lbs.
- FRAME:** Heavy duty tubular construction.
- DRIVE:** (2) heavy strands of chain to raise and lower carrier platform.
- RATE:** Varies with unit height.
- SPEED:** 60 FPM (120 FPM maximum).
- LOADING:** One or more loading points may be selected at any level.
- PLATFORM:** Specify conveyor type.
- GUARDS:** Expanded metal guarding.
- CONTROLS:** Optional.

CVC SPECIFICATIONS

- CAPACITY:** Up to 3000 lbs.
- FRAME:** Heavy duty tubular construction.
- DRIVE:** (4) continuous roller chains driven by a suitably sized brake motor.
- RATE:** Up to 25 loads per minute.
- SPEED:** 60 FPM (100 FPM maximum).
- LOADING:** Automatic loading is accomplished by metering belt. Operator attention is not required.
- PLATFORM:** Size depends upon product.
- GUARDS:** Expanded metal guarding.
- CONTROLS:** Supplied as required.

CVC NO.	CARRIER PLATFORM DIMENSIONS LENGTH	WIDTH	PLATFORM CAPACITY
60	3" INCR. UP TO 49-1/2"	18" - 60"	200
80	4" INCR. UP TO 78"	24" - 84"	600
100	5" INCR. UP TO 92-1/2"	30" - 96"	1000
122	6" INCR. UP TO 105"	36" - 96"	2000
143	8" INCR. UP TO 108"	36" - 96"	3000



■ 8 week shipment